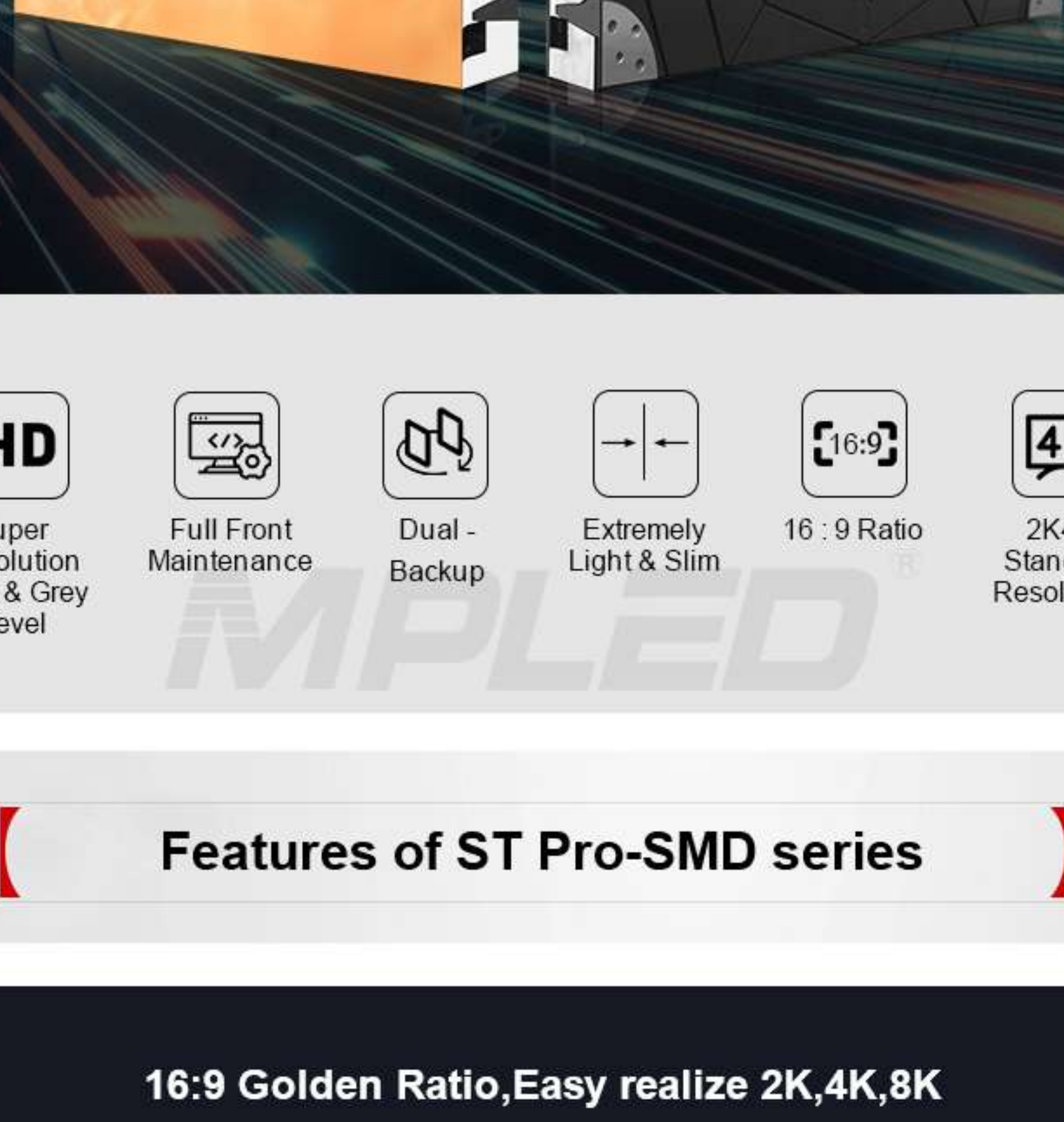


# ST Pro-SMD Series

The high-end 16:9 LED video wall



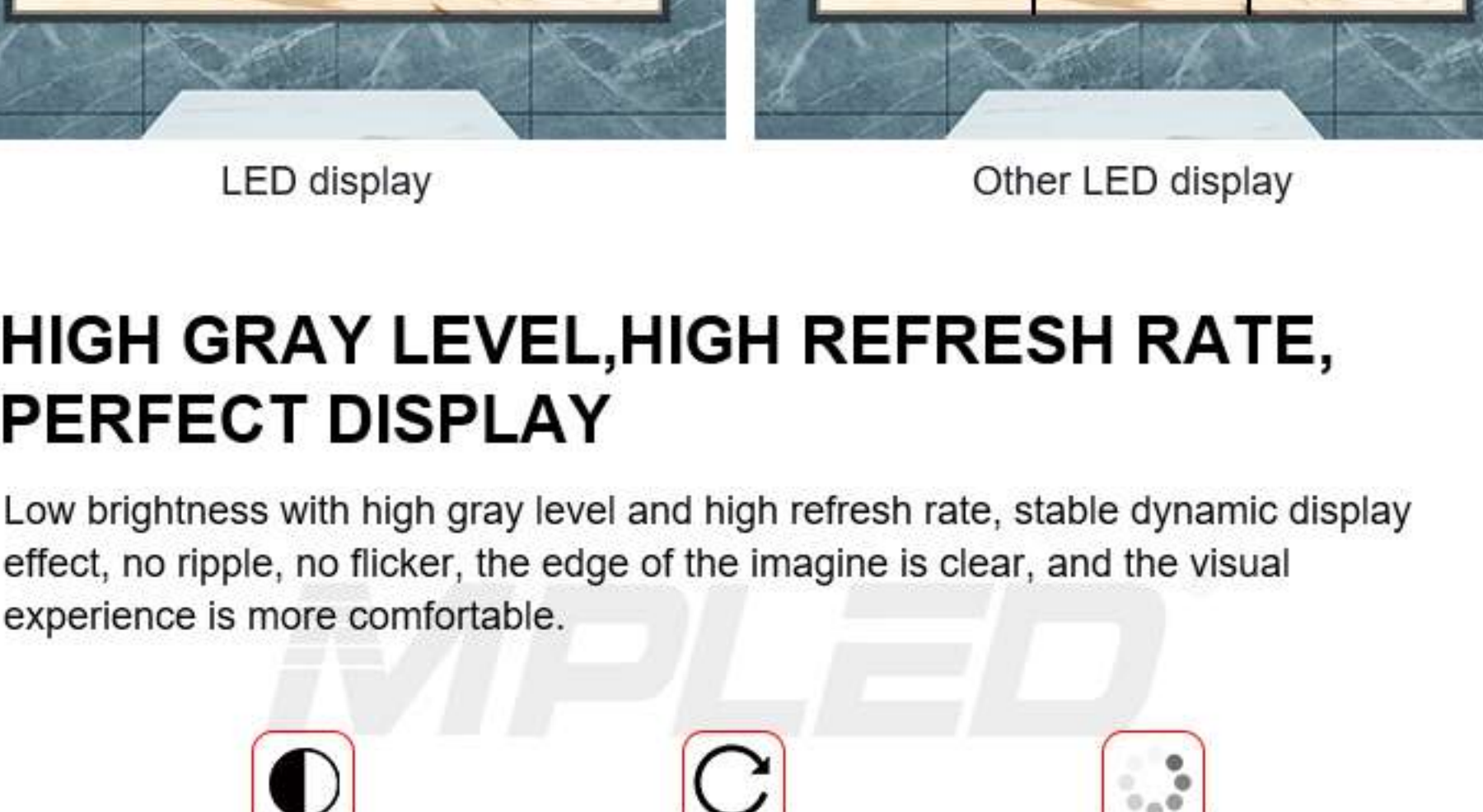
- HD**  
Super Resolution Rate & Grey Level
- Full Front Maintenance**
- Dual-Backup**
- Extremely Light & Slim**
- 16:9 Ratio**
- 4K**  
2K4K Standard Resolution

## Features of ST Pro-SMD series

### 16:9 Golden Ratio, Easy realize 2K, 4K, 8K

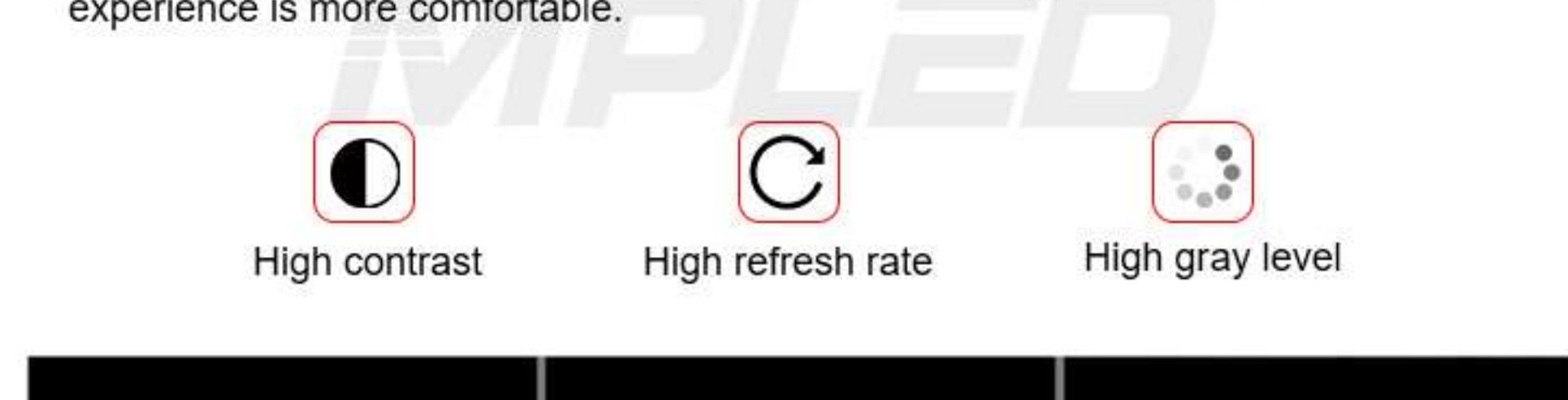
Panel size with 16:9 Golden ratio (27") combined with fine pixel pitch allow the setup of 2K, 4K, 8K resolution display achievable, perfectly match mainstream video sources and enable to substitute any existing LCD Screen

16:9    2K    4K    8K



### HD SEAMLESS LED DISPLAY

HD Seamless LED Display, eliminate the visual seam, and enjoy the big, complete display effect



LED display

Other LED display

### HIGH GRAY LEVEL, HIGH REFRESH RATE, PERFECT DISPLAY

Low brightness with high gray level and high refresh rate, stable dynamic display effect, no ripple, no flicker, the edge of the imagine is clear, and the visual experience is more comfortable.

- High contrast**
- High refresh rate**
- High gray level**



### FRONT INSTALLATION AND MAINTENANCE

- Front maintenance design:** Modules, power supply, received card can be maintained from the front without rear space.
- Front install design:** support direct wall mounted with simple steel bars



### SUPPORTS DUAL BACKUP OF NETWORK CABLES

- Dual backup of input network cables, backup network cables to maintain signal transmission when one network cable fails.




### STABILITY AND SECURITY

- Dual power dual card backup design,** as long as one stops working and the other starts automatically. At the same time, the system will receive errors and display the exact error location.
- Highly integrated design and high quality plug-ins** can reduce the occurrence of 80% problems and greatly improve product stability.



### USER FRIENDLY DESIGN

- A floating connector is used between the module and the box, make the installation become simple and easy;
- Module can be fine-tuned for more flat stitching;
- Anti-dementia interface to avoid incorrect installation;



### PATENTED CONNECTOR, SIMPLE INSTALLATION

Patented design connector is adopted for cabinet installation, simple and easy installation



## Product Parameters

	337.5mm		600mm		
	39mm				
	Box size: 600*337.5*39mm (27 inches)				
Parameter	P0.93 Common Cathode	P1.25 Common Cathode	P1.25	P1.56	P1.87
LED Lamp	Flip 4 in 1	SMD1010 Common Cathode	SMD1010	SMD1515	SMD1515
Brightness(cd/m²)	500-900	2500-3000	500-900	500-900	500-900
Refresh rate (Hz)	≥2880Hz		≥3840Hz		
Panel size (mm)	600*337.5*39	600*337.5*39	600*337.5*39	600*337.5*39	600*337.5*39
Viewing distance (M)	1m-100m				
Max/Ave (W/m²)	Max power consumption: 600W/m², Ave power consumption: 200W/m²				
IP grade	IP30				
Contrast ratio	Contrast ratio: 8000:1				
Grayscale (bit)	16bit				
Frame frequenc (Hz)	50/60Hz				
Viewing angle (Deg)	Horizontal≥160°, Vertical≥140°				
Install/Maintenance way	Maintenance way: Front maintenance; Install way: Front or rear install				
Work environment	Temperature -20°C~+80°C, Humidity 10%RH~95%RH				
Lifespan/MTBF (H)	Lifespan≥100000H, MTBF ≥50000H				

## Success Cases

Broadcast, TV Studio, Airport, Exhibition, Conference, Military Monitor, Star Hotel, Metro Station, luxury store, 4S car, Festival party, Church, Restaurant, School, Museum, Bank, Club, Supermarket, Commercial Central, Monitor Centre etc

